

## MANUAL AUTO START DEEP SEA "DSE702" CONTROLLER

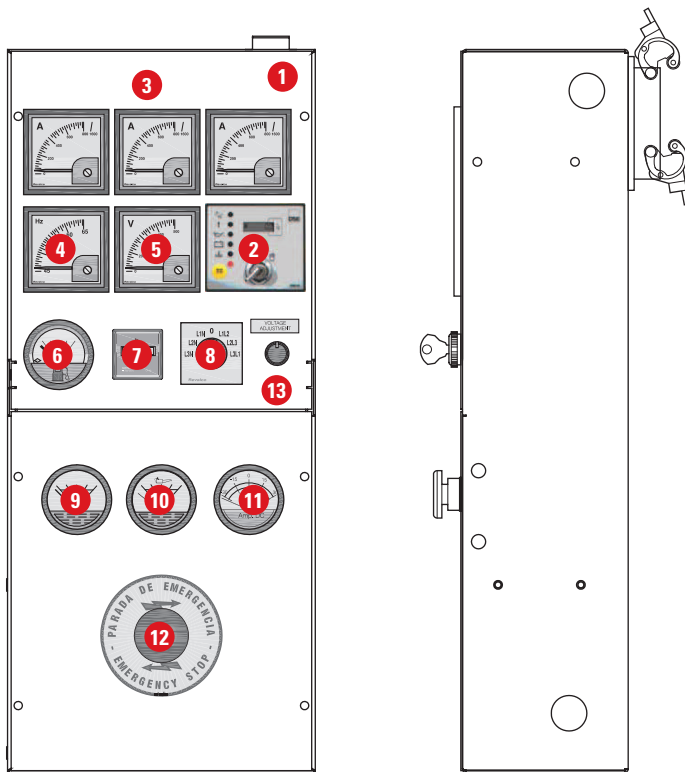
CONTROL PANEL TYPE CM1 ELECTRIC DIAGRAM



**HIPOWER®**



## MANUAL AUTO START CONTROLLER "DSE 702" PANEL TYPE CM1



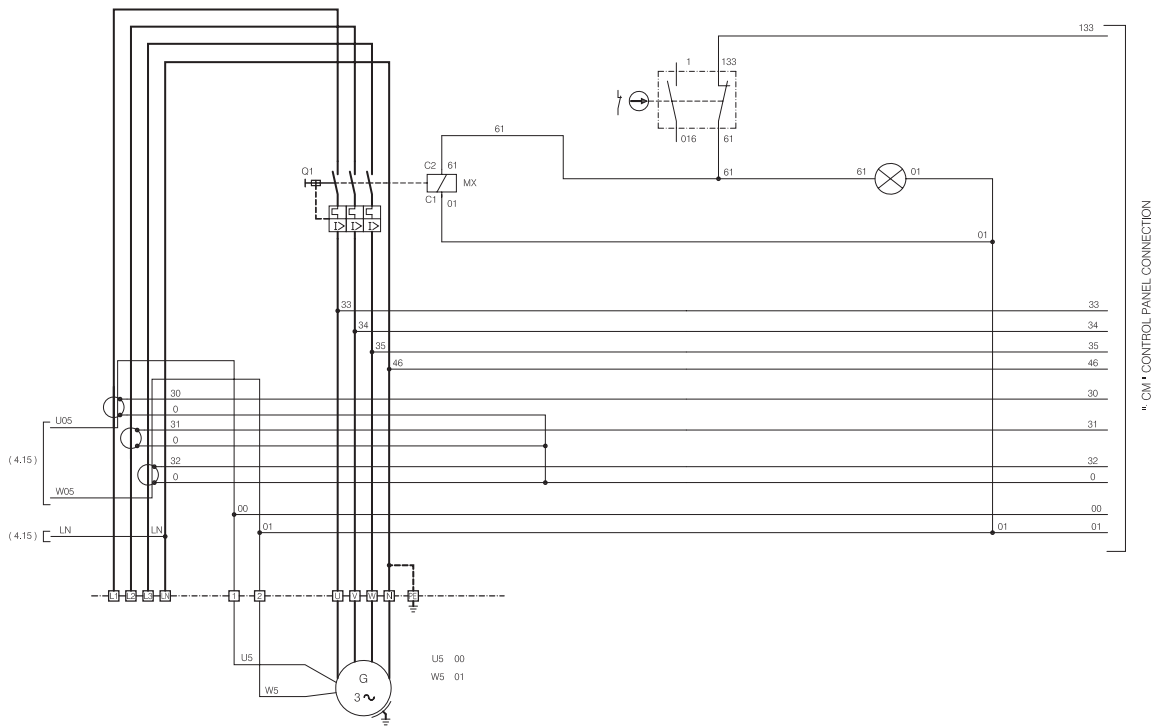
Nº	DESCRIPTION
1	DUMMY CM1 M5/ASS 9005
2	DES 702 CONTROL PANEL
3	AMMETER
4	FRQUENCY METER
5	VOLTMETER
6	FUEL LEVEL GAUGE
7	HOURLMETER
8	VOLTMETER SWITCH
9	WATER TEMPERATURE GAUGE
10	OIL PRESSURE GAUGE
11	BATTERY GAUGE
12	EMERGENCY STOP
13	VOLTAGE POTENTIOMETER

	DATE	NAME	SIGNATURE	OLD CODE	NEW CODE	Nº SH.:HC-CM1-D0401	CODE	REVISION	MEAS.UNIT	SCALE	
DESIGN:	7/19/10	CP				1.1/07		00		S/E	HC-CM1-D0401-R0
REVISED/APPROVED:	7/19/10	AH									



## POWER CIRCUIT

CAPACITY OUTPUT	GENERATOR OUTPUT	COIL	METERED CIRCUIT SUPPLY OUTPUT SUPPLY	BREAKER	VOLTAGE AND CURRANT INPUT RESISTANCE
-----------------	------------------	------	---	---------	--------------------------------------



CM1 CONTROL PANEL CONNECTION

	DATE	NAME	SIGNATURE	OLD CODE	NEW CODE	N° SH.:HC-CM1-D0401	CODE	REVISION	MEAS.UNIT	SCALE	
DESIGN:	7/19/10	CP				1.1/07		00		S/E	HC-CM1-D0401-R0
REVISED/APPROVED:	7/19/10	AH									



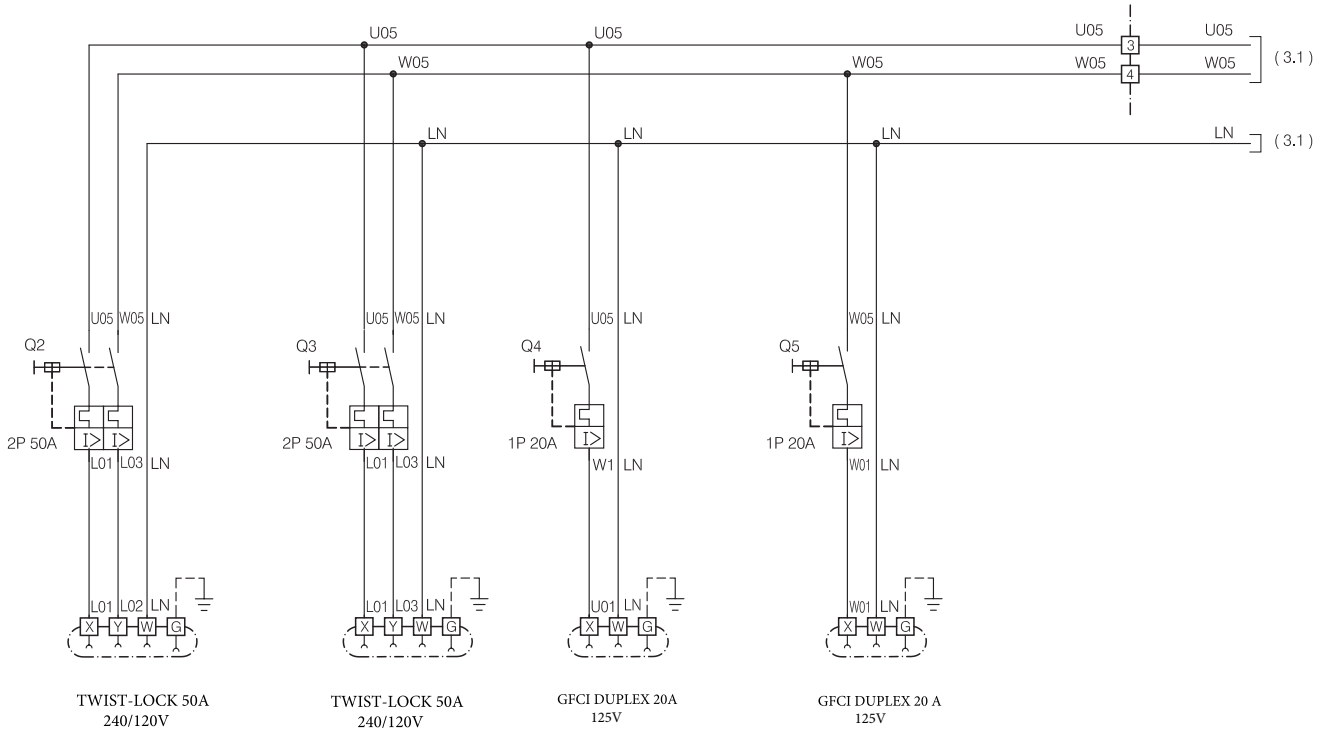
# AUXILIARY CIRCUITS

TWIST-LOCK 50A 2P+N+T

TWIST-LOCK 50A 2P+N+T

GFCI DUPLEX 20A 1P+N+T

GFCI DUPLEX 20A 1P+N+T

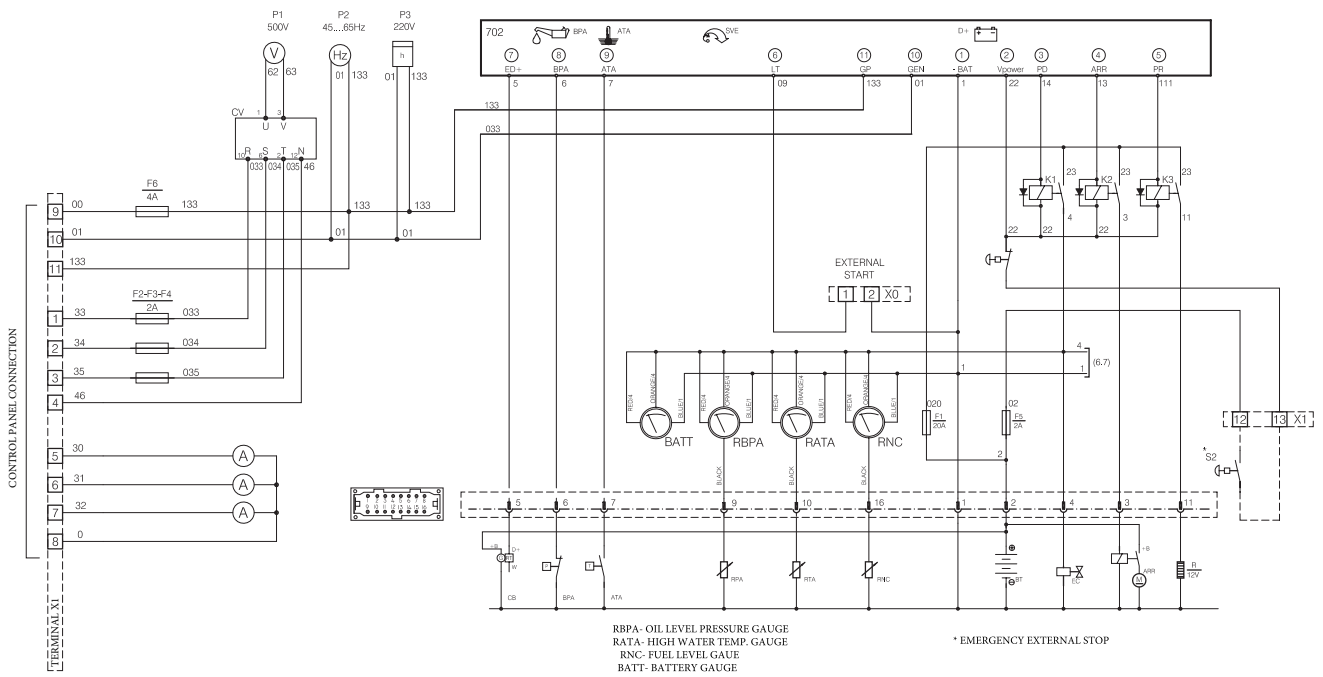


	DATE	NAME	SIGNATURE	OLD CODE	NEW CODE	N° SH.:HC-CM1-D0401	CODE	REVISION	MEAS.UNIT	SCALE	
DESIGN:	7/19/10	CP				1.1/07		00		S/E	HC-CM1-D0401-R0
REVISED/APPROVED:	7/19/10	AH									



**CONTROL CIRCUIT**

EXTERNAL POWER		METERED SUPPLY CIRCUITS	FUSE PROTECTION	METERING VOLTAGE FREQUENCY HOUR METER	BATTERY CHARGER	LOW OIL PRESSURE	HIGH WATER TEMP.	OVERSPEED	EXTERNAL START	GENERATOR INPUT	GENERATOR INPUT	BATTERY NEGATIVE	BATTERY POSITIVE	STOP CONTROL	START CONTROL	PRE HEAT
CONTROL SIDE	GENERATOR SIDE															



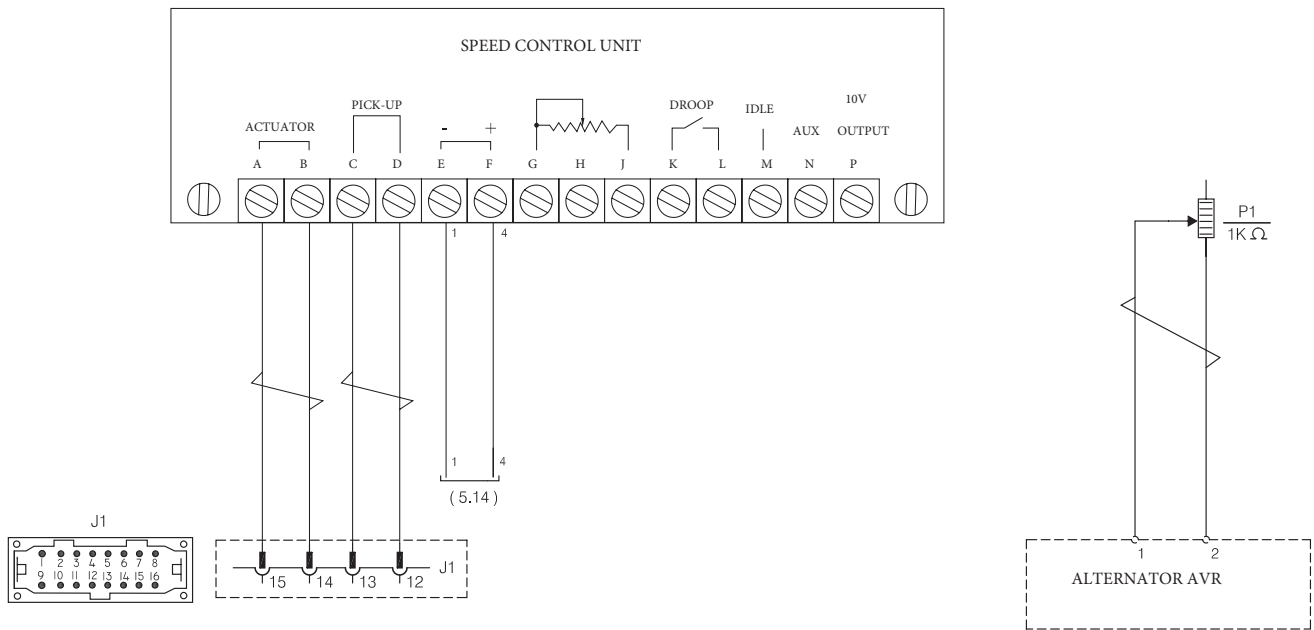
DATE	NAME	SIGNATURE	OLD CODE	NEW CODE	N° SH.:HC-CM1-D0401	CODE	REVISION	MEAS.UNIT	SCALE
DESIGN: 7/19/10	CP					1.1/07	00		S/E
REVISED/APPROVED: 7/19/10	AH								HC-CM1-D0401-R0



### GOVERNOR SPEED CONTROL CIRCUIT

GOVERNOR SPEED

VOLTAGE ADJUSTMENT



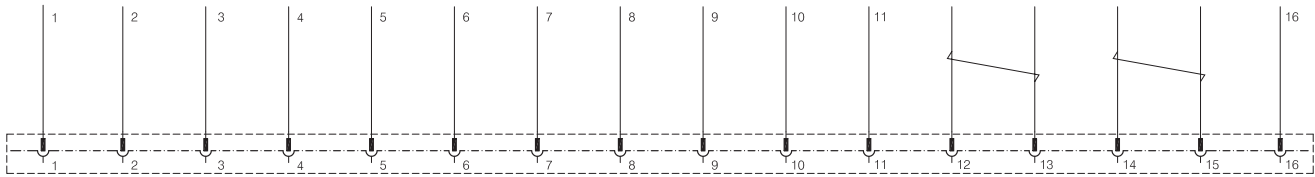
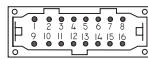
	DATE	NAME	SIGNATURE	OLD CODE	NEW CODE	N° SH.:HC-CM1-D0401	CODE	REVISION	MEAS.UNIT	SCALE	
DESIGN:	7/19/10	CP				1.1/07		00		S/E	HC-CM1-D0401-R0
REVISED/APPROVED:	7/19/10	AH									



## ENGINE TO CONTROL PANEL CONNECTION

BATTERY NEGATIVE	BATTERY POSITIVE	START CONTROL	STOP CONTROL	BATTERY CHARGER ACTIVATOR	PRESSURE SWITCH	COOLANT SWITCH	FUEL	OIL PRESSURE GAUGE	WATER TEMP. GAUGE	PRE HEAT	PICK-UP	ACTUATOR	FUEL LEVEL GAUGE
------------------	------------------	---------------	--------------	---------------------------	-----------------	----------------	------	--------------------	-------------------	----------	---------	----------	------------------

J1



### ENGINE TO CONTROL PANEL INSTALLATION AND CONNECTION

	DATE	NAME	SIGNATURE	OLD CODE	NEW CODE	N° SH.:HC-CM1-D0401	CODE	REVISION	MEAS.UNIT	SCALE	
DESIGN:	7/19/10	CP				1.1/07		00		S/E	HC-CM1-D0401-R0
REVISED/APPROVED:	7/19/10	AH									